



INSTITUTE OF TECHNOLOGY

Alumni Survey Report

January 2020

Oklahoma State University Institute of Technology
Okmulgee, Oklahoma

Office of Institutional Research

Executive Summary

The Alumni Survey is a tool used to check-in on graduates approximately one year after graduation to determine the positive placement rate and “success” of these graduates by program. This survey also provides an opportunity to update contact information and helps maintain the lines of communication between Oklahoma State University Institute of Technology and those who can support the institution in a number of ways. This 2020 alumni cohort consists of students who graduated during the 2018-2019 academic year (summer 2018 through spring 2019) resulting in a range of respondents who were anywhere from six to 16 months post-graduation. The OSUIT Office of Institutional Research administered the Alumni Survey entirely online.

Of the 662 alumni who graduated during the 2018-2019 academic year, 660 had viable email addresses and were invited to participate in this survey; 43 responded to the survey for a response rate of 6.5 percent, down from 14.7 percent the previous year. Note that the number of participants has an effect on the statistical power of the results; low numbers of participants result in less confidence that the reported outcomes generalize to the population as a whole. Thus, the results from the current administration of the Alumni Survey may exaggerate, unpredictably, the views of the alumni cohort in the present sample. Please use caution when interpreting the results reported below.

Over half (23, 53.5%) of respondents were female, and 36 (83.7%) alumni reported in-state addresses. The largest number of respondents graduated from the School of Creative & Information Technologies programs (22, duplicated) followed closely by the School of Arts, Sciences & Health programs (20, duplicated). Overall positive placement of 93 percent included 28 (65.1%) respondents reported some form of employment; twelve (27.9%) reported continuing their education; one (2.3%) reported seeking employment.

Among the 28 alumni reporting employment, 24 (86%) were employed full-time. None of the respondents reported military service as employment. Seventeen (61.7%) of employed alumni reported having a job lined up before graduating; cumulatively, 25 (89.3%) reported gaining employment within 6 months of graduation (3, 10.7% did not respond). Of the 24 respondents reporting salary data, six (25%) reported earnings in excess of \$60,000 per year. Alumni reported salary data with a median pay range between \$45,000-\$49,999 and \$50,000-\$54,999.

Alumni expressed the highest levels of satisfaction (either 4= Satisfied or 5= Very Satisfied) in the following areas:

- Instructors' willingness to help me meet career goals (83.7%)
- Technical skills (83.7%)
- Analytical skills (81.4%)
- Instructors' knowledge of subject area (81.4%)
- Instructors' willingness to help me meet educational goals (81.4%)
- Professional/ethical behavior (81.4%)
- Quality of instruction (81.4%)
- Rigor of program (81.4%)
- Time management (81.4%)

Alumni expressed lowest satisfaction (same scale as above; either 4= Satisfied or 5= Very Satisfied) in the following areas:

- Leadership (60.5%)
- Student club/organization associated with my program (62.8%)
- Communication skills (69.8%)
- Opportunities for off-campus practical experience in my chosen career field (69.8%)

Alumni reported highest levels of agreement (either 4=Agree or 5=Strongly Agree) regarding the following statements:

- Overall, I am satisfied with my education from OSUIT (88.4%)
- OSUIT helped me achieve my educational goals (83.7%)
- OSUIT helped me gain the proper skills needed for my chosen career (83.7%)
- I would recommend OSUIT to my family and friends (83.7%)

Alumni reported lowest levels of agreement (either 4=Agree or 5=Strongly Agree) regarding the statement “OSUIT helped me develop contacts with industry professionals” (65%).

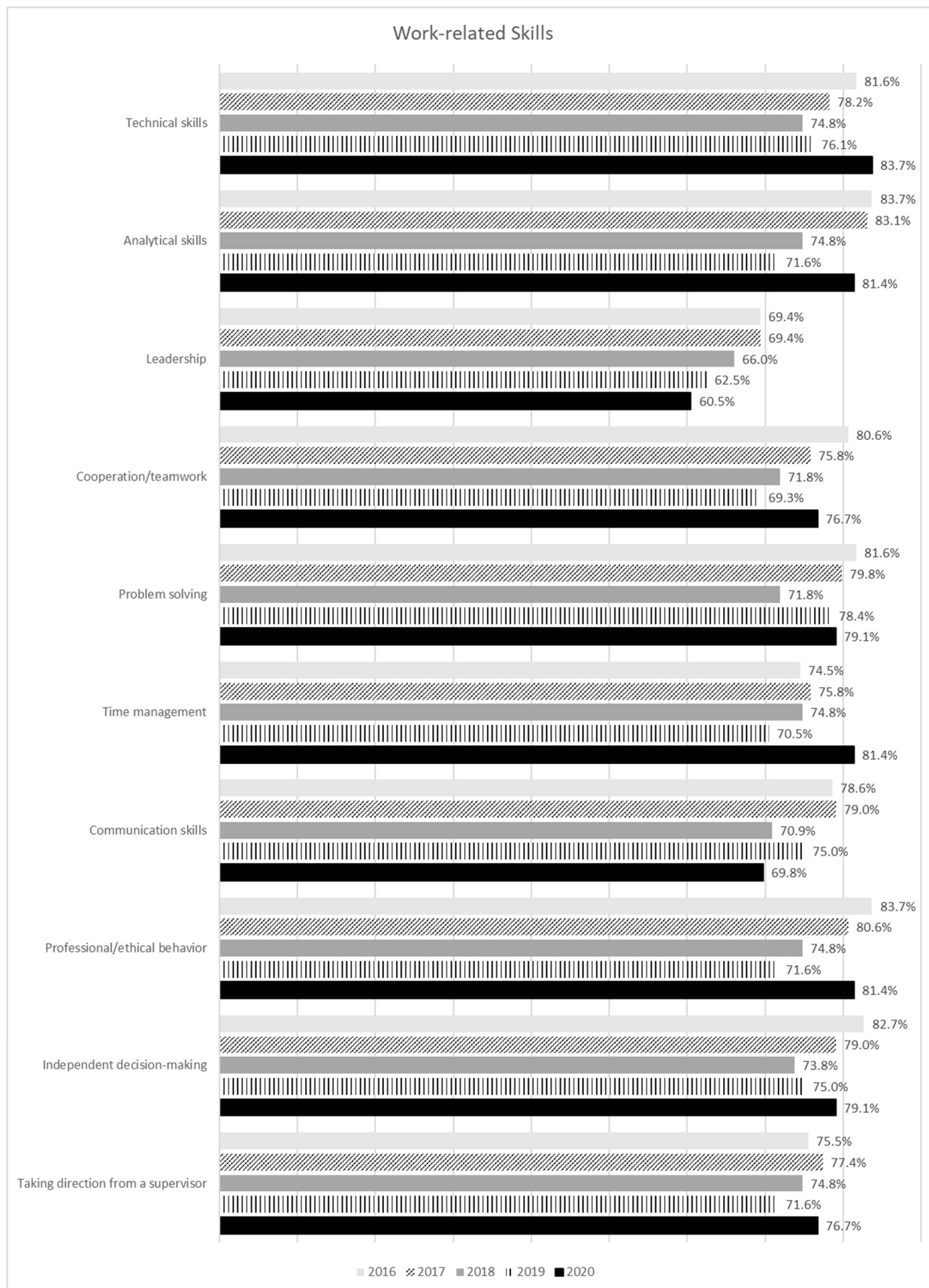
Five-Year Comparisons

The results for 2020 show a continued increase in satisfaction for the majority of items in each area of the survey. Aside from leadership and communication skills, alumni were more satisfied with work-related skills developed while at OSUIT. Alumni also reported higher satisfaction with regard to their educational experiences dealing with academics at OSUIT. Alumni were also satisfied in general with experiences that led to the attainment of educational goals in preparation for employment. The survey ended with three summary items that provide results similar to a “net promoter score”; on these, alumni were more likely to recommend OSUIT to family and friends, and they were more satisfied with their education from OSUIT overall.

Following is a five-year summary of the rates of positive responses (ratings of 4 or 5—*satisfied/very satisfied* or *agree/strongly agree*-- on a five-point scale) for each scale, and each item in the scale, for the alumni survey. *Note:* When interpreting these results, remember that some areas of focus are less important or may not apply to alumni from non-technical programs or without internship experiences. In such cases, these may result in fewer responses or lower percentages of positive scores (ex., off-campus field experience or taking direction from a supervisor), particularly if the alumni continued their education and had not yet entered the workforce.

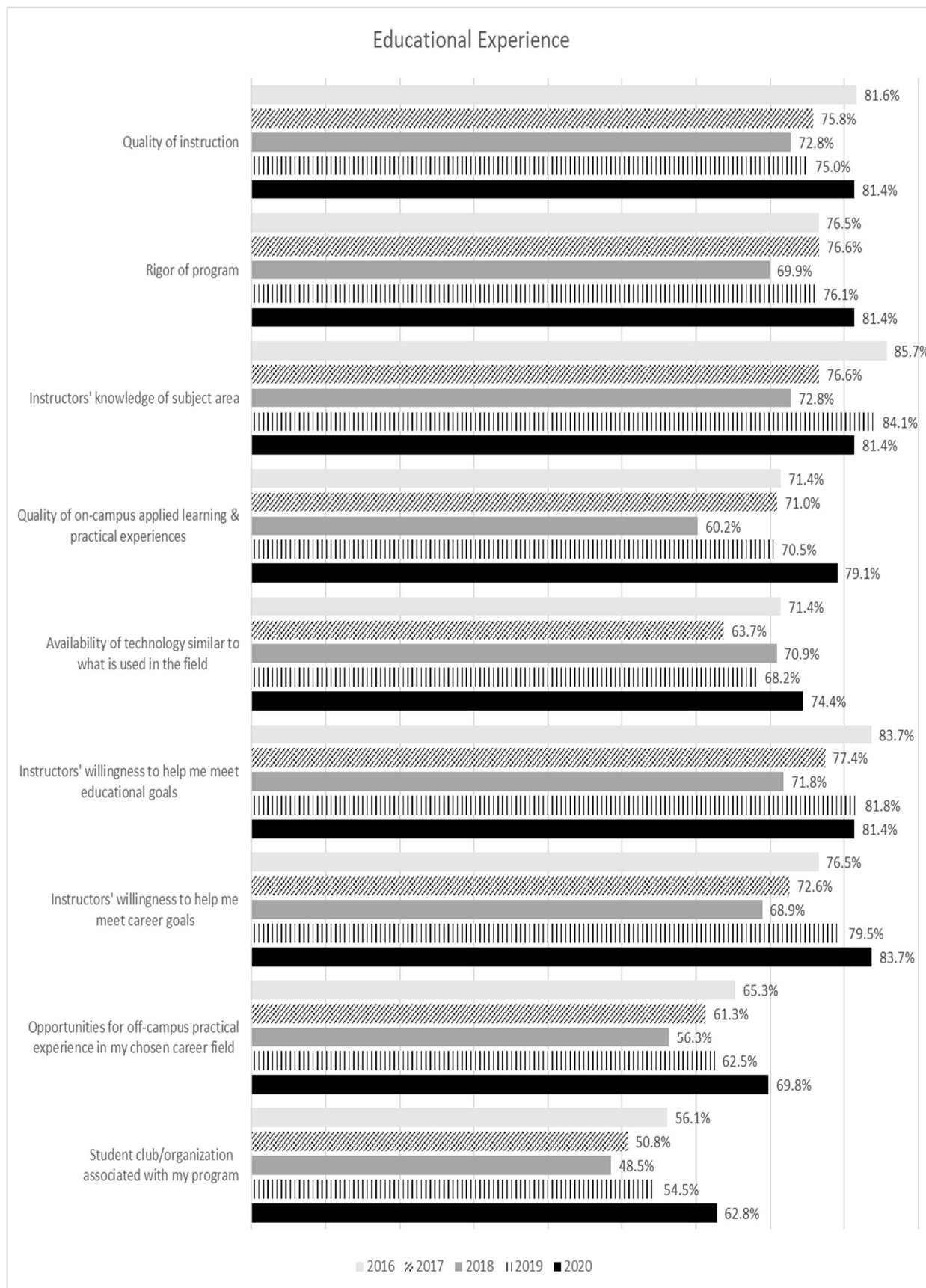
Scale 1: Work-related Skills: Cumulative percent of positive responses (4="Satisfied" or 5="Very Satisfied")

Skill Types	2016 (n=98)	2017 (n=124)	2018 (n=103)	2019 (n=88)	2020 (n=43)
Technical skills	81.6%	78.2%	74.8%	76.1%	83.7%
Analytical skills	83.7%	83.1%	74.8%	71.6%	81.4%
Leadership	69.4%	69.4%	66.0%	62.5%	60.5%
Cooperation/teamwork	80.6%	75.8%	71.8%	69.3%	76.7%
Problem solving	81.6%	79.8%	71.8%	78.4%	79.1%
Time management	74.5%	75.8%	74.8%	70.5%	81.4%
Communication skills	78.6%	79.0%	70.9%	75.0%	69.8%
Professional/ethical behavior	83.7%	80.6%	74.8%	71.6%	81.4%
Independent decision-making	82.7%	79.0%	73.8%	75.0%	79.1%
Taking direction from a supervisor	75.5%	77.4%	74.8%	71.6%	76.7%



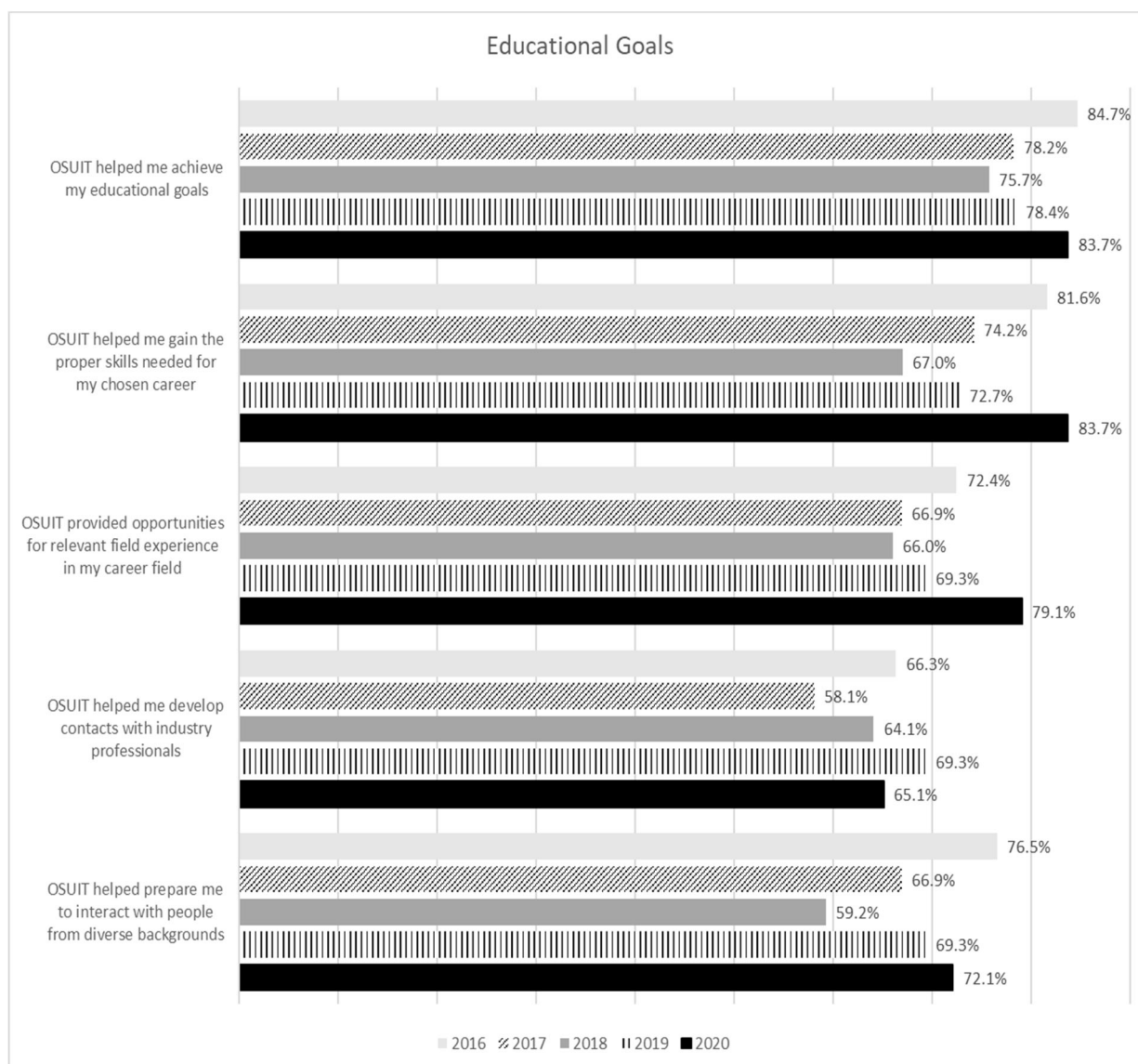
Scale 2: Educational Experience: Cumulative percentage of positive responses (4="Satisfied" or 5="Very Satisfied")

Experience Types	2016 (n=98)	2017 (n=124)	2018 (n=103)	2019 (n=88)	2020 (n=43)
Quality of instruction	81.6%	75.8%	72.8%	75.0%	81.4%
Rigor of program	76.5%	76.6%	69.9%	76.1%	81.4%
Instructors' knowledge of subject area	85.7%	76.6%	72.8%	84.1%	81.4%
Quality of on-campus applied learning & practical experiences	71.4%	71.0%	60.2%	70.5%	79.1%
Availability of technology similar to what is used in the field	71.4%	63.7%	70.9%	68.2%	74.4%
Instructors' willingness to help me meet educational goals	83.7%	77.4%	71.8%	81.8%	81.4%
Instructors' willingness to help me meet career goals	76.5%	72.6%	68.9%	79.5%	83.7%
Opportunities for off-campus practical experience in my chosen career field	65.3%	61.3%	56.3%	62.5%	69.8%
Student club/organization associated with my program	56.1%	50.8%	48.5%	54.5%	62.8%



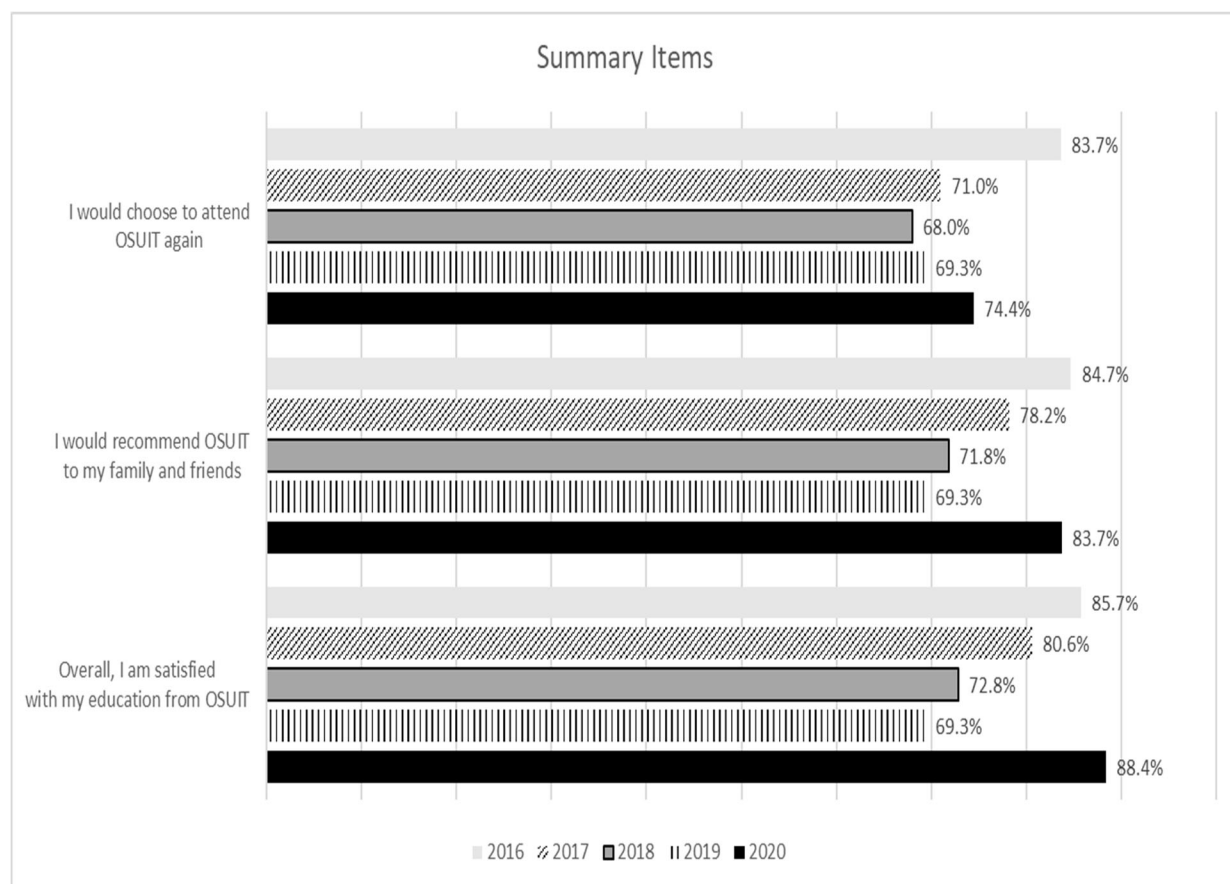
Scale 3: Educational Goals: Cumulative percentage of positive responses (4="Agree" or 5="Strongly Agree")

Goal Statements	2016 (n=98)	2017 (n=124)	2018 (n=103)	2019 (n=88)	2020 (n=43)
OSUIT helped me achieve my educational goals	84.7%	78.2%	75.7%	78.4%	83.7%
OSUIT helped me gain the proper skills needed for my chosen career	81.6%	74.2%	67.0%	72.7%	83.7%
OSUIT provided opportunities for relevant field experience in my career field	72.4%	66.9%	66.0%	69.3%	79.1%
OSUIT helped me develop contacts with industry professionals	66.3%	58.1%	64.1%	69.3%	65.1%
OSUIT helped prepare me to interact with people from diverse backgrounds	76.5%	66.9%	59.2%	69.3%	72.1%



Summary Items Scale: Cumulative percentage of positive responses (4="Agree" or 5="Strongly Agree")

Summary Items	2016 (n=98)	2017 (n=124)	2018 (n=103)	2019 (n=88)	2020 (n=43)
I would choose to attend OSUIT again	83.7%	71.0%	68.0%	69.3%	74.4%
I would recommend OSUIT to my family and friends	84.7%	78.2%	71.8%	69.3%	83.7%
Overall, I am satisfied with my education from OSUIT	85.7%	80.6%	72.8%	69.3%	88.4%



The remainder of the report contains tables showing the frequency of responses (includes abstentions or “blanks”) for the current survey. When appropriate, tabled results include a tally of “not applicable” responses. Also included in Appendix B is a copy of the online version of the Alumni Survey.

Respectfully,

Curtis Miller

OSUIT Institutional Research

Appendix A
Responses from Alumni Survey 2020

Demographics: Gender

Responses	count	percent
Male	20	46.5%
Female	23	53.5%
Total Responses	43	100.0%

Residence: State/Province

Responses	count	percent
Arkansas	1	2.3%
Kansas	1	2.3%
Oklahoma	36	83.7%
Military address, AP (Pacific)	1	2.3%
(blank)	4	9.3%
Total	43	100.0%

Major by School: In which major program of study did you graduate? Multiple responses allowed.

School of Arts, Sciences & Health	count	percent
Culinary Arts (SASH)	1	1.9%
Enterprise Development, Business Administration (SASH)	1	1.9%
Pre-Education (secondary, SASH)	1	1.9%
Pre-Nuclear Medicine Radiation Therapy, Radiography & Sonography (SASH)	1	1.9%
Business (SASH)	4	7.4%
Pre-Professional Studies (SASH)	5	9.3%
Nursing AAS (SASH)	7	13.0%
Total	20	37.0%

School of Creative & Information Technologies	count	percent
Graphic Design Technology (SCIT)	1	1.9%
IT Network Infrastructure Option BT (SCIT)	1	1.9%
IT Cybersecurity and Digital Forensics Option BT (SCIT)	2	3.7%
Photography (SCIT)	2	3.7%
Information Technologies AS (SCIT)	3	5.6%
IT Software Development Option BT (SCIT)	4	7.4%
Information Technologies AAS (SCIT)	9	16.7%
Total	22	40.7%

School of Engineering & Construction Technologies	count	percent
Electrical/Electronics & Instrumentation AAS (SECT)	1	1.9%
Pipeline Integrity Technology (SECT)	1	1.9%
Air Conditioning & Refrigeration (SECT)	2	3.7%
Instrumentation Technology AAS (SECT)	2	3.7%
Power Plant Technology (SECT)	2	3.7%
Instrumentation Engineering BT (SECT)	3	5.6%
Total	11	20.4%

School of Transportation & Heavy Equipment	count	percent
Truck Technician (STHE)	1	1.9%
Total	1	1.9%

Placement: Please read carefully and indicate what best describes your activities since graduation (mark one best answer).

Placement category	count	percent
Employed in my field of study or a related field	27	62.8%
Employed/self-employed in an unrelated field	0	0.0%
Self-employed in field related to my education - business owner	1	2.3%
Self-employed in field related to my education - freelance/contract work	0	0.0%
Continuing education	12	27.9%
Seeking employment in my field of study or related field	1	2.3%
Seeking employment in an unrelated field	0	0.0%
Not seeking employment at this time	0	0.0%
Serving in the military	0	0.0%
Other (please specify)	1	2.3%
(blank)	1	2.3%
Total	43	100.0%

Employment - State

Response	count	percent
Arkansas	1	2.3%
Kansas	1	2.3%
Oklahoma	21	48.8%
(blank)	20	46.5%
Total	43	100.0%

How long have you been employed with this company?

Response	count	percent
Between six months and one year	7	16.3%
Less than six months	7	16.3%
More than a year	11	25.6%
(blank)	18	41.9%
Total	43	100.0%

Do you work full- or part-time?

Response	count	percent
Full-time	24	55.8%
Part-time	1	2.3%
(blank)	18	41.9%
Total	43	100.0%

From the time you graduated, how long did you search for a job?

Response	count	percent
1-3 months	5	11.6%
4-6 months	1	2.3%
I had a job lined up prior to graduation	17	39.5%
Less than 1 month	2	4.7%
(blank)	18	41.9%
Total	43	100.0%

Please mark the range that best reflects your current annual pay before taxes.

Response	count	percent
\$14,999 or less (Note: This is less than federal minimum wage for annual full-time pay)	1	2.3%
\$15,000-\$19,999	1	2.3%
\$20,000-\$24,999	2	4.7%
\$30,000-\$34,999	4	9.3%
\$35,000-\$39,999	2	4.7%
\$40,000-\$44,999	1	2.3%
\$45,000-\$49,999	1	2.3%
\$50,000-\$54,999	4	9.3%
\$55,000-\$59,999	2	4.7%
\$60,000-\$64,999	1	2.3%
\$75,000-\$79,999	2	4.7%
\$80,000-\$84,999	1	2.3%

Response	count	percent
\$85,000-\$89,999	1	2.3%
\$90,000-\$94,999	1	2.3%
(blank)	19	44.2%
Total	43	100.0%

Please indicate your current job title.

Response	count	percent
Application developer	1	2.3%
Assistant station operator	1	2.3%
Controls engineer	1	2.3%
Diesel mechanic	1	2.3%
IT director	1	2.3%
Journeyman	1	2.3%
LPN	1	2.3%
Marketing manager	1	2.3%
Network analyst	1	2.3%
Photographer - business owner	1	2.3%
Pipeline operator	1	2.3%
Power plant operator	1	2.3%
Product image technician	1	2.3%
Registered nurse	5	11.6%
Senior administrative assistant	1	2.3%
Service tech	1	2.3%
Software developer	1	2.3%
Subagent	1	2.3%
Systems integration & design tech	1	2.3%
(blank)	20	46.5%
Total	43	100.0%

Do you have an individual you recognize as your supervisor?

Response	count	percent
No	1	2.3%
Yes	24	55.8%
(blank)	18	41.9%
Total	43	100.0%

May we invite your supervisor to participate in the OSUIT Employer Survey?

Response	count	percent
No	17	39.5%
Yes	7	16.3%
(blank)	19	44.2%
Total	43	100.0%

You continued your education after graduation from OSUIT:

Which institution did you transfer to?	In what major(s) did you enroll?	What is your ultimate educational goal?	count	percent
OSUIT	Cybersecurity, Digital Forensics	To graduate with a BT in my major	1	2.3%
OSUIT	Information Technology	To graduate with my bachelor's degree.	1	2.3%
OSUIT	Cybersecurity, Software Development	PHD in software engineering.	1	2.3%
OSUIT	Information Technology	To achieve Bachelors then Majors if possible	1	2.3%
NSU-Broken Arrow	Legal Studies	Complete my bachelor's degree	1	2.3%
OSU-Stillwater	Career and Technical Education	Master's in Education	1	2.3%
OSUIT	Software Development	To graduate and find a job	1	2.3%
OSUIT	Instrumentation Engineering	Bachelor's Degree	1	2.3%
OSUIT	Network Infrastructure	Bachelor	1	2.3%
UCO	Accounting	CPA	1	2.3%
OU Health Sciences Center	Diagnostic Medical Sonography	Bachelor's degree	1	2.3%
(blank)	(blank)	(blank)	32	74.4%
Total			43	100.0%

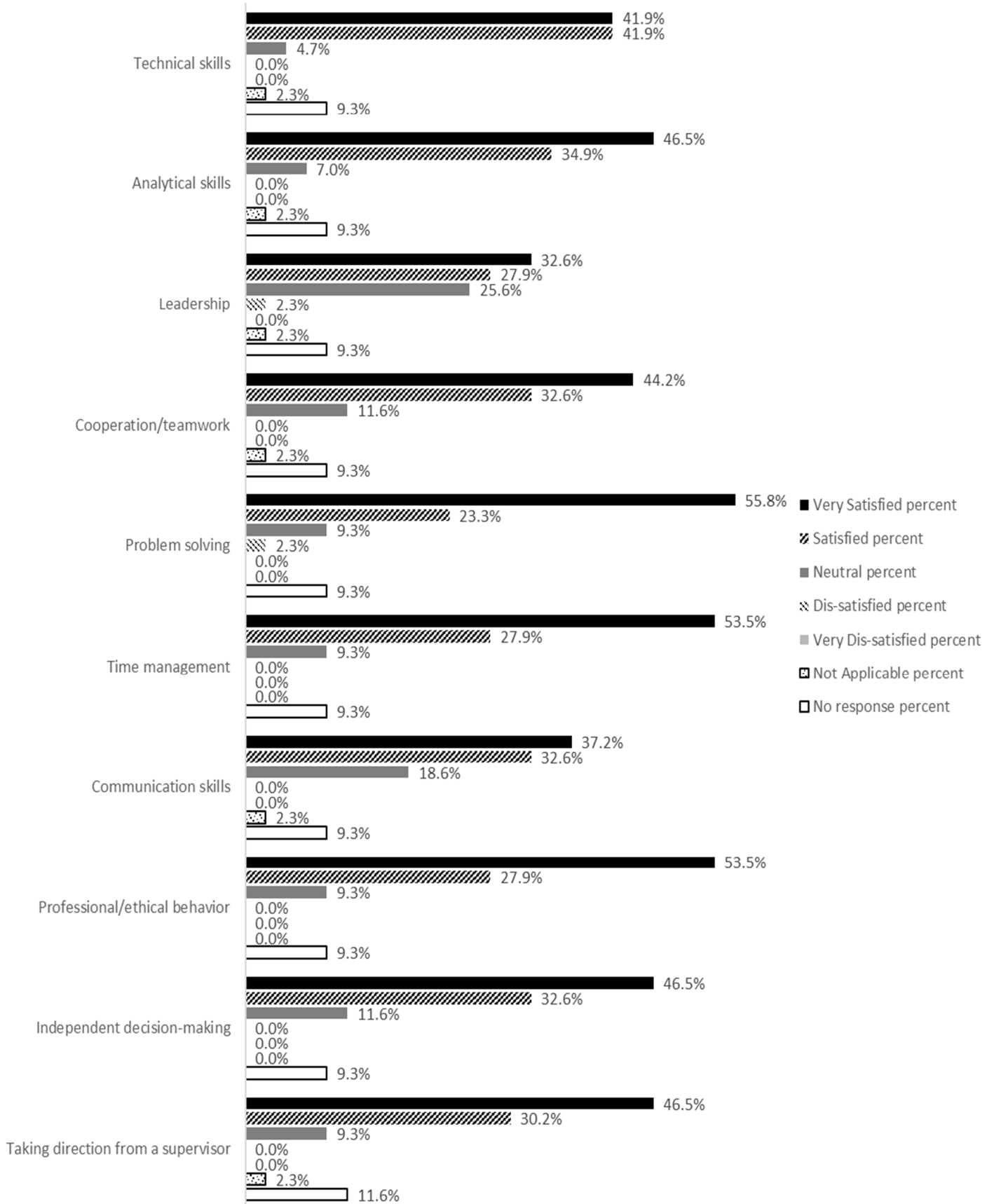
IF MILITARY, in which branch do you serve? - Selected Choice

Response	count	percent
(blank)	43	100.00%

Q21 - Please indicate your satisfaction with how well OSUIT helped you gain or improve skills in the following areas:

Item	Very Satisfied count	Very Satisfied percent	Satisfied count	Satisfied percent	Neutral count	Neutral percent	Dis-satisfied count	Dis-satisfied percent	Very Dis-satisfied count	Very Dis-satisfied percent	Not Applicable count	Not Applicable percent	No response count	No response percent
Technical skills	18	41.9%	18	41.9%	2	4.7%	0	0.0%	0	0.0%	1	2.3%	4	9.3%
Analytical skills	20	46.5%	15	34.9%	3	7.0%	0	0.0%	0	0.0%	1	2.3%	4	9.3%
Leadership	14	32.6%	12	27.9%	11	25.6%	1	2.3%	0	0.0%	1	2.3%	4	9.3%
Cooperation/teamwork	19	44.2%	14	32.6%	5	11.6%	0	0.0%	0	0.0%	1	2.3%	4	9.3%
Problem solving	24	55.8%	10	23.3%	4	9.3%	1	2.3%	0	0.0%	0	0.0%	4	9.3%
Time management	23	53.5%	12	27.9%	4	9.3%	0	0.0%	0	0.0%	0	0.0%	4	9.3%
Communication skills	16	37.2%	14	32.6%	8	18.6%	0	0.0%	0	0.0%	1	2.3%	4	9.3%
Professional/ethical behavior	23	53.5%	12	27.9%	4	9.3%	0	0.0%	0	0.0%	0	0.0%	4	9.3%
Independent decision-making	20	46.5%	14	32.6%	5	11.6%	0	0.0%	0	0.0%	0	0.0%	4	9.3%
Taking direction from a supervisor	20	46.5%	13	30.2%	4	9.3%	0	0.0%	0	0.0%	1	2.3%	5	11.6%

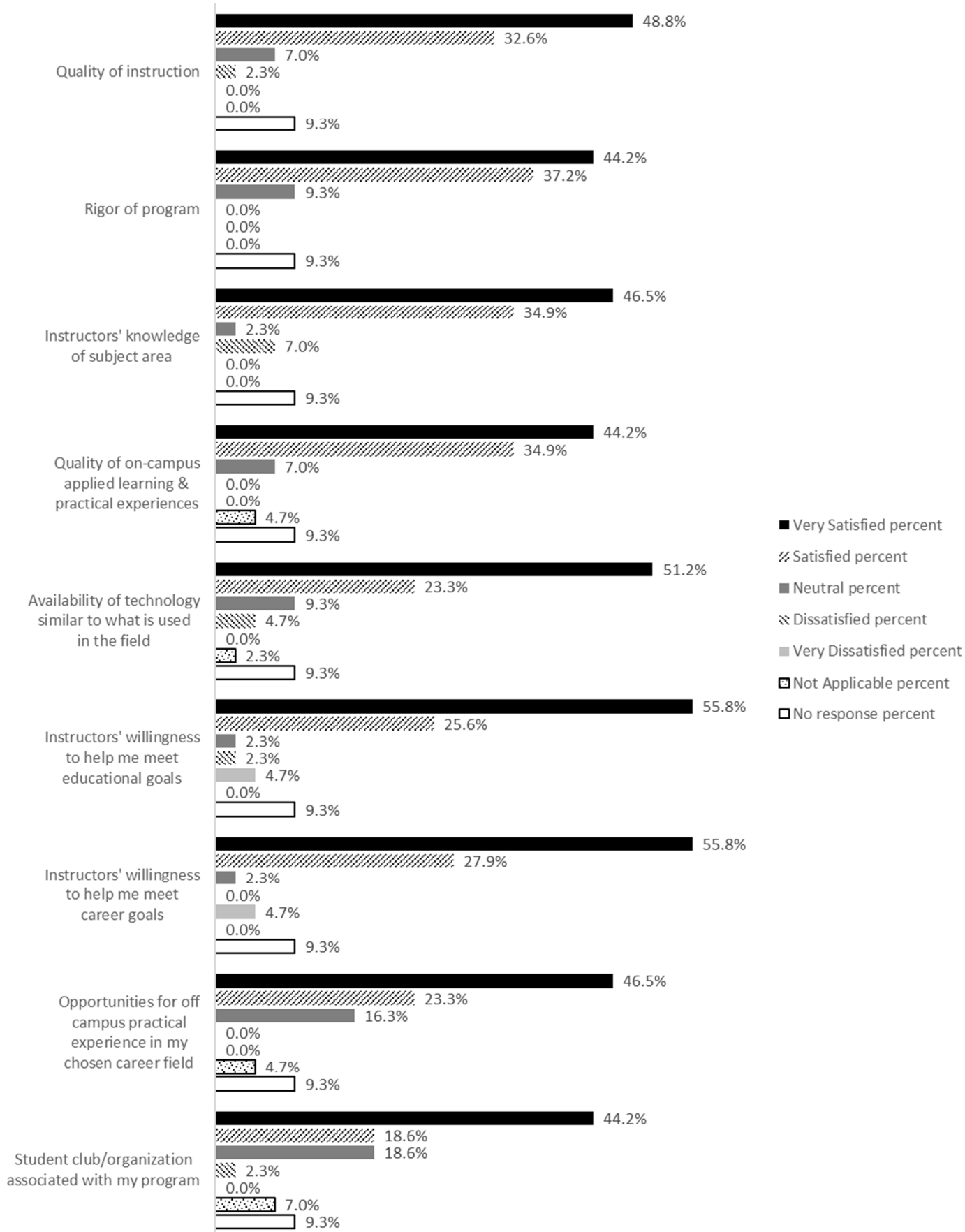
Satisfaction with Skills Development at OSUIT



Q22 - Please indicate your level of satisfaction with your educational experience at OSUIT:

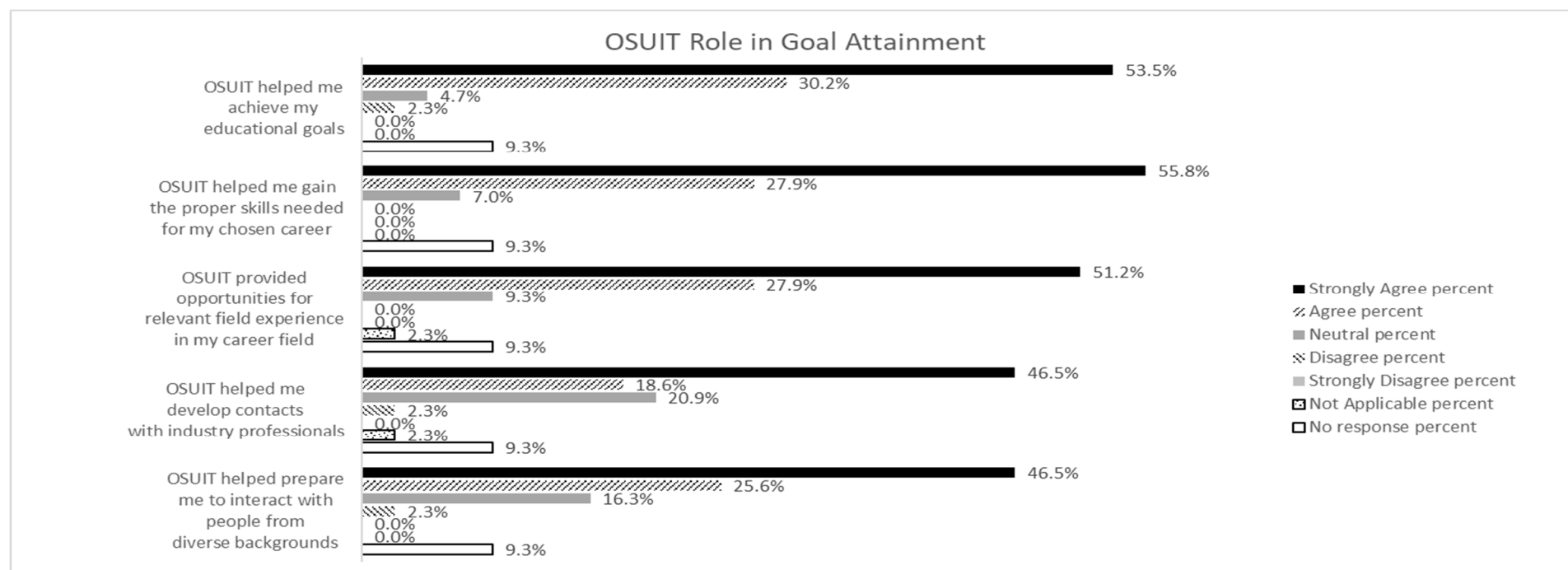
Item	Very Satisfied count	Very Satisfied percent	Satisfied count	Satisfied percent	Neutral count	Neutral percent	Dis-satisfied count	Dis-satisfied percent	Very Dis-satisfied count	Very Dis-satisfied percent	Not Applicable count	Not Applicable percent	No response count	No response percent
Quality of instruction	21	48.8%	14	32.6%	3	7.0%	1	2.3%	0	0.0%	0	0.0%	4	9.3%
Rigor of program	19	44.2%	16	37.2%	4	9.3%	0	0.0%	0	0.0%	0	0.0%	4	9.3%
Instructors' knowledge of subject area	20	46.5%	15	34.9%	1	2.3%	3	7.0%	0	0.0%	0	0.0%	4	9.3%
Quality of on-campus applied learning & practical experiences	19	44.2%	15	34.9%	3	7.0%	0	0.0%	0	0.0%	2	4.7%	4	9.3%
Availability of technology similar to what is used in the field	22	51.2%	10	23.3%	4	9.3%	2	4.7%	0	0.0%	1	2.3%	4	9.3%
Instructors' willingness to help me meet educational goals	24	55.8%	11	25.6%	1	2.3%	1	2.3%	2	4.7%	0	0.0%	4	9.3%
Instructors' willingness to help me meet career goals	24	55.8%	12	27.9%	1	2.3%	0	0.0%	2	4.7%	0	0.0%	4	9.3%
Opportunities for off-campus practical experience in my chosen career field	20	46.5%	10	23.3%	7	16.3%	0	0.0%	0	0.0%	2	4.7%	4	9.3%
Student club/organization associated with my program	19	44.2%	8	18.6%	8	18.6%	1	2.3%	0	0.0%	3	7.0%	4	9.3%

Satisfaction with Educational Experience at OSUIT



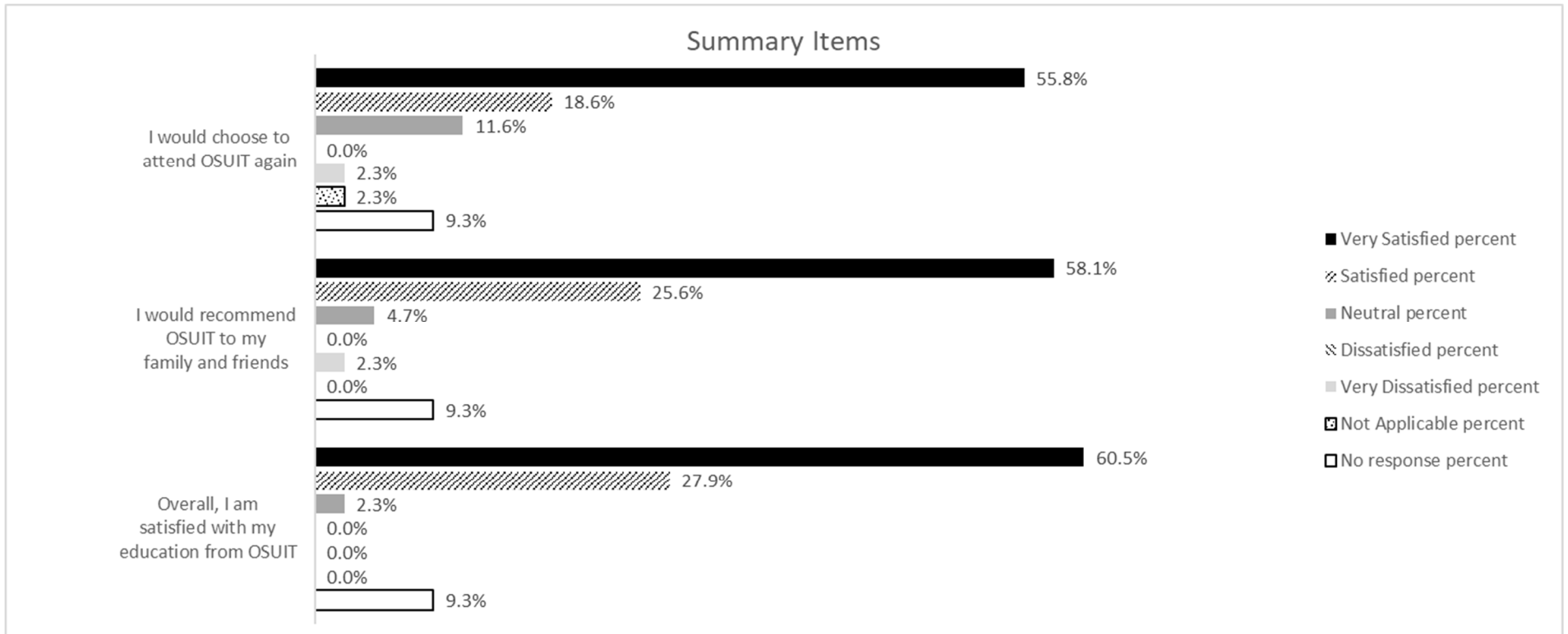
Q23a - Please indicate your level of agreement with the following statements:

Goal Attainment	Strongly Agree count	Strongly Agree percent	Agree count	Agree percent	Neutral count	Neutral percent	Disagree count	Disagree percent	Strongly Disagree count	Strongly Disagree percent	Not Applicable count	Not Applicable percent	No response count	No response percent
OSUIT helped me achieve my educational goals	23	53.5%	13	30.2%	2	4.7%	1	2.3%	0	0.0%	0	0.0%	4	9.3%
OSUIT helped me gain the proper skills needed for my chosen career	24	55.8%	12	27.9%	3	7.0%	0	0.0%	0	0.0%	0	0.0%	4	9.3%
OSUIT provided opportunities for relevant field experience in my career field	22	51.2%	12	27.9%	4	9.3%	0	0.0%	0	0.0%	1	2.3%	4	9.3%
OSUIT helped me develop contacts with industry professionals	20	46.5%	8	18.6%	9	20.9%	1	2.3%	0	0.0%	1	2.3%	4	9.3%
OSUIT helped prepare me to interact with people from diverse backgrounds	20	46.5%	11	25.6%	7	16.3%	1	2.3%	0	0.0%	0	0.0%	4	9.3%



Q23b Summary Items

Items	Very Satisfied count	Very Satisfied percent	Satisfied count	Satisfied percent	Neutral count	Neutral percent	Dis-satisfied count	Dis-satisfied percent	Very Dis-satisfied count	Very Dis-satisfied percent	Not Applicable count	Not Applicable percent	No response count	No response percent
I would choose to attend OSUIT again	24	55.8%	8	18.6%	5	11.6%	0	0.0%	1	2.3%	1	2.3%	4	9.3%
I would recommend OSUIT to my family and friends	25	58.1%	11	25.6%	2	4.7%	0	0.0%	1	2.3%	0	0.0%	4	9.3%
Overall, I am satisfied with my education from OSUIT	26	60.5%	12	27.9%	1	2.3%	0	0.0%	0	0.0%	0	0.0%	4	9.3%



Appendix B
Alumni Survey content

ALUMNI SURVEY

The faculty, staff, and administration of OSUIT care about the level of education you received, and we need to know how well prepared you were to enter your chosen career field. Your feedback can help shape the future of education at OSU Institute of Technology. OSUIT evaluates our ability to provide a quality education through the success of our graduates. Please take a moment to provide feedback regarding how well OSUIT served your educational needs and give us an update on your transition into the workforce. This information is also necessary for accreditation purposes. Estimated time to complete this survey is nine (9) minutes.

Privacy Statement: Please note that your responses are confidential. Published reports and summaries will not include any personally identifiable information, but comments and responses to open-ended questions will be read by administrators. Be careful to avoid making comments that could reveal your identity. You may choose to end your participation at any time.

Questions or concerns? Contact the OSUIT Office of Institutional Research at (918) 293-5498 or curtis.miller@okstate.edu.

It's been a few months since graduation-- Where are you now?

Q5 Current Address

PO Box or Street

Apt, Suite, Lot #

City/Town

State/Province

Zip/Postal Code

Phone

Cell phone (if different)

Preferred Email Address

Other name(s) used at OSUIT

Q6 In which major program of study did you graduate? (select each)

Applied Technical Leadership BT (SASH)

Business (SASH)

Culinary Arts (SASH)

Enterprise Development, Business Administration (SASH)

Enterprise Development, General Studies (SASH)

Nursing AAS (SASH)

Orthotics & Prosthetics Technology (SASH)

Pre-Communication Sciences & Disorders (SASH)

Pre-Education (elementary, SASH)

Pre-Education (secondary, SASH)

Pre-Nuclear Medicine Radiation Therapy, Radiography & Sonography (SASH)

Pre-Nursing (SASH)

Pre-Nutritional Science (SASH)

Pre-Physical Therapy & Occupational Therapy (SASH)

Pre-Professional Studies (SASH)

Air Conditioning & Refrigeration (SECT)

Civil Engineering BT (CET)

Civil Engineering/Surveying AAS (SECT)

Construction Management (SECT)
Electrical Construction (SECT)
Electrical/Electronics & Instrumentation AAS (SECT)
Electromechanical (SECT)
Engineering Graphics & Design Drafting (SECT)
High Voltage Lineman (SECT)
Industrial Maintenance Technologies AAS (SECT)
Industrial Maintenance - Natural Gas Compression (SECT)
Instrumentation Engineering BT (SECT)
Instrumentation Technology AAS (SECT)
Manufacturing Technology (ETDM)
Pipeline Integrity Technology (SECT)
Power Plant Technology (SECT)
Watchmaking & Microtechnology (SECT)
Aggreko SelecTech (STHE)
CAT Dealer Prep (STHE)
Collision Repair (STHE)
Ford ASSET (STHE)
GM ASEP (STHE)
Komatsu (STHE)
MOPAR CAP (STHE)
PRO-TECH (STHE)
Toyota T-TEN (STHE)
Truck Technician (STHE)
Western Equipment Dealers Assoc. (STHE)
3D Modeling & Animation (SCIT)
Graphic Design Technology (SCIT)
Information Technologies AAS (SCIT)
Information Technologies AS (SCIT)
IT Cybersecurity and Digital Forensics Option BT (SCIT)
IT Network Infrastructure Option BT (SCIT)

IT Software Development Option BT (SCIT)

Photography (SCIT)

Other (Please specify) _____

Nursing LPN to RN Transition

IT Enterprise Management Option BT

Office Information Systems Technologies AAS

Q7 Placement: Please read carefully and indicate what best describes your activities since graduation (*mark ONE best answer*).

Employed in my field of study or a related field

Employed/self-employed in an unrelated field

Self-employed in field related to my education - business owner

Self-employed in field related to my education - freelance/contract work

Continuing education

Seeking employment in my field of study or related field

Seeking employment in an unrelated field

Not seeking employment at this time

Serving in the military

Other (please specify) _____

Q8 Please indicate your current place of employment.

Company Name _____

Address 1

Address 2

City

State

Zip

Phone

Email

Q9 How long have you been employed with this company?

Less than six months

Between six months and one year

More than a year

Q10 Do you work full- or part-time?

Full-time

Part-time

Q11 From the time you graduated, how long did you search for a job?

I had a job lined up prior to graduation

Less than 1 month

1-3 months

4-6 months

6-8 months

9-12 months

More than 12 months

Q12 Please indicate your current job title.

Q13 Please mark the range that best reflects your current annual pay before taxes. Why do we ask? We report student success to state and federal agencies for accreditation and accountability purposes. All information is aggregated into a group summary for your privacy: No personally identifiable information is reported.

\$14,999 or less (Note: This is less than federal minimum wage for annual full-time pay)

\$15,000-\$19,999

\$20,000-\$24,999

\$25,000-\$29,999

\$30,000-\$34,999

\$35,000-\$39,999

\$40,000-\$44,999

\$45,000-\$49,999

\$50,000-\$54,999

\$55,000-\$59,999

\$60,000-\$64,999

\$65,000-\$69,999

\$70,000-\$74,999

\$75,000-\$79,999

\$80,000-\$84,999

\$85,000-\$89,999

\$90,000-\$94,999

\$95,000-\$99,999

\$100,000 or more

Q14 Do you have an individual you recognize as your supervisor?

Yes

No

Q15 We would also like to invite your supervisor to complete a companion survey to ask about your work-related skills and abilities as an OSUIT graduate. The success of our graduates, as recognized by their supervisors, is just another way to evaluate our ability to provide a quality education. Privacy Statement: Your individual responses to the Alumni Survey will not be shared with your supervisor, nor will your supervisor's participation or responses be disclosed to you. Only your permission to invite your supervisor will be disclosed. Your personal information, and that of your supervisor, will remain confidential. Again, we respect your privacy. This information will help inform decisions regarding the future educational offerings at OSUIT.

May we invite your supervisor to participate in the OSUIT Employer Survey?

Yes

No

Q16 Thank you for allowing us to invite your supervisor to participate. Please provide the following information:

Supervisor's name

Supervisor's job title

Supervisor's phone

Supervisor's email

Q17 You continued your education after graduation from OSUIT - Which institution did you transfer to?

Q18 In what major(s) did you enroll?

Q19 What is your ultimate educational goal?

Q20 If military, in which branch do you serve?

Air Force

Army

Coast Guard

Marines

Navy

Other (please specify)

Q21 Please indicate your satisfaction with how well OSUIT helped you gain or improve skills in the following areas:

Skills Category	Very Satisfied	Satisfied	Neutral	Dissatisfied	Very Dissatisfied	N/A
Technical skills	Very Satisfied	Satisfied	Neutral	Dissatisfied	Very Dissatisfied	N/A
Analytical skills	Very Satisfied	Satisfied	Neutral	Dissatisfied	Very Dissatisfied	N/A
Leadership	Very Satisfied	Satisfied	Neutral	Dissatisfied	Very Dissatisfied	N/A
Cooperation/teamwork	Very Satisfied	Satisfied	Neutral	Dissatisfied	Very Dissatisfied	N/A
Problem solving	Very Satisfied	Satisfied	Neutral	Dissatisfied	Very Dissatisfied	N/A
Time management	Very Satisfied	Satisfied	Neutral	Dissatisfied	Very Dissatisfied	N/A
Communication skills	Very Satisfied	Satisfied	Neutral	Dissatisfied	Very Dissatisfied	N/A
Professional/ethical behavior	Very Satisfied	Satisfied	Neutral	Dissatisfied	Very Dissatisfied	N/A
Independent decision-making	Very Satisfied	Satisfied	Neutral	Dissatisfied	Very Dissatisfied	N/A
Taking direction from a supervisor	Very Satisfied	Satisfied	Neutral	Dissatisfied	Very Dissatisfied	N/A

Q22 Please indicate your level of satisfaction with your educational experience at OSUIT:

Educational Experience	Very Satisfied	Satisfied	Neutral	Dissatisfied	Very Dissatisfied	N/A
Quality of instruction	Very Satisfied	Satisfied	Neutral	Dissatisfied	Very Dissatisfied	N/A
Rigor of program	Very Satisfied	Satisfied	Neutral	Dissatisfied	Very Dissatisfied	N/A
Instructors' knowledge of subject area	Very Satisfied	Satisfied	Neutral	Dissatisfied	Very Dissatisfied	N/A
Quality of on-campus applied learning & practical experiences	Very Satisfied	Satisfied	Neutral	Dissatisfied	Very Dissatisfied	N/A
Availability of technology similar to what is used in the field	Very Satisfied	Satisfied	Neutral	Dissatisfied	Very Dissatisfied	N/A
Instructors' willingness to help me meet educational goals	Very Satisfied	Satisfied	Neutral	Dissatisfied	Very Dissatisfied	N/A
Instructors' willingness to help me meet career goals	Very Satisfied	Satisfied	Neutral	Dissatisfied	Very Dissatisfied	N/A
Opportunities for off-campus practical experience in my chosen career field	Very Satisfied	Satisfied	Neutral	Dissatisfied	Very Dissatisfied	N/A
Student club/organization associated with my program	Very Satisfied	Satisfied	Neutral	Dissatisfied	Very Dissatisfied	N/A

Q23 Please indicate your level of agreement with the following statements:

Statement	Strongly Agree	Agree	Neutral	Disagree	Strongly Disagree	N/A
OSUIT helped me achieve my educational goals	Strongly Agree	Agree	Neutral	Disagree	Strongly Disagree	N/A
OSUIT helped me gain the proper skills needed for my chosen career	Strongly Agree	Agree	Neutral	Disagree	Strongly Disagree	N/A
OSUIT provided opportunities for relevant field experience in my career field	Strongly Agree	Agree	Neutral	Disagree	Strongly Disagree	N/A
OSUIT helped me develop contacts with industry professionals	Strongly Agree	Agree	Neutral	Disagree	Strongly Disagree	N/A
OSUIT helped prepare me to interact with people from diverse backgrounds	Strongly Agree	Agree	Neutral	Disagree	Strongly Disagree	N/A
I would choose to attend OSUIT again	Strongly Agree	Agree	Neutral	Disagree	Strongly Disagree	N/A
I would recommend OSUIT to my family and friends	Strongly Agree	Agree	Neutral	Disagree	Strongly Disagree	N/A
Overall, I am satisfied with my education from OSUIT	Strongly Agree	Agree	Neutral	Disagree	Strongly Disagree	N/A

Q24 What are your plans for the future? (max 500 characters)

Q25 Comments? If any answers need additional explanation, or if you would like to share additional information, please use this space below. Feel free to provide suggestions for improvement. We appreciate your feedback! (max 1,000 characters)

Q30 Thank you for sharing your feedback with us. Keep up with alumni information at www.osuit.edu/alumni